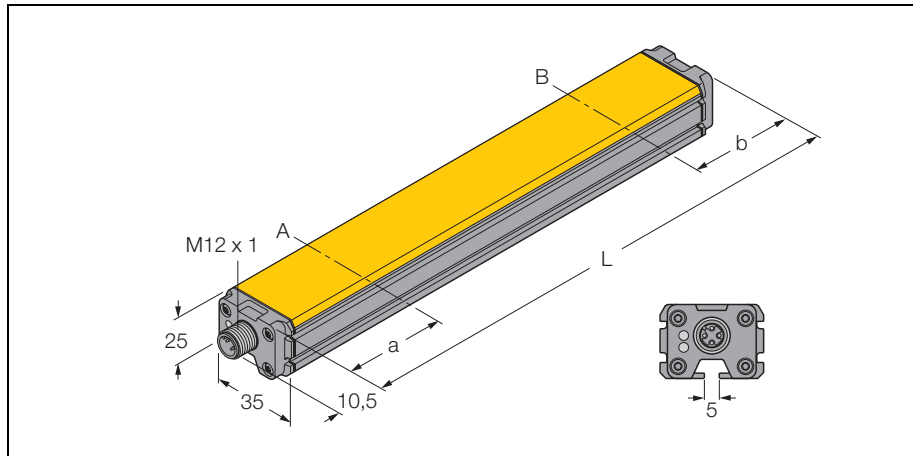


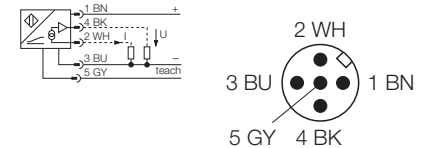
Inductive linear position sensor

Li200P0-Q25LM0-LiU5X3-H1151



- rectangular, aluminium / plastic
- Versatile mounting possibilities
- Measuring range indication via LED
- Immune to electromagnetic interferences.
- Extremely short blind zones
- Programmable measuring range
- 12 bit resolution
- 4-wire, 15...30 VDC
- analog output
- 0...10 V and 4...20 mA
- Male connector, M12 x 1

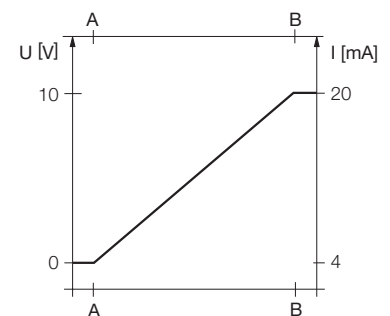
Wiring diagram



Functional principle

The measuring principle of linear position sensors is based on oscillation circuit coupling between the positioning element and the sensor whereby an output signal is provided proportional to the positioning element. Owing to the non-contact principle, the robust sensors are maintenance and wear-free and they excel in terms of optimum reproducibility, resolution and linearity within a broad temperature range. Thanks to the innovative technology, electromagnetic interferences have no influence on the measured signal.

Characteristic



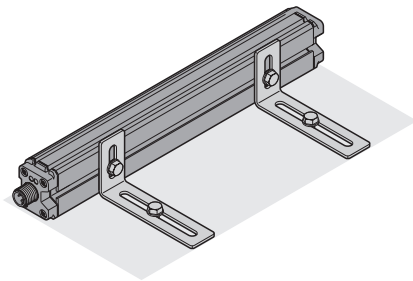
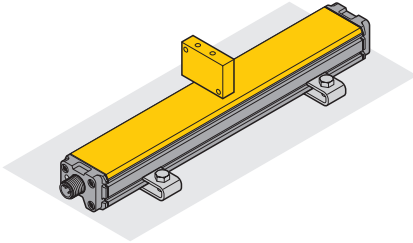
Type	Li200P0-Q25LM0-LiU5X3-H1151
Ident-No.	1590002
Measuring range [A...B]	200 mm
Linearity deviation	≤ 0.1 % of full scale
Temperature drift	≤ ± 0.003 % / K
Ambient temperature	-25...+ 70 °C
Operating voltage	15... 30VDC
Residual ripple	≤ 10 % U _{SS}
No-load current I ₀	≤ 8 mA
Rated insulation voltage	≤ 0.5 kV
Short-circuit protection	yes
Wire breakage / Reverse polarity protection	yes / complete
Output function	4-wire, analog output
voltage output	0... 10 V
current output	4... 20 mA
Load resistance voltage output	≥ 4.7 kΩ
Load resistance current output	≤ 0.4 kΩ
Housing	rectangular, Q25L
Dimensions	258 x 35 x 25 mm
Housing material	aluminium
Material active face	Plastic, PC-GF20
Electrical connection	Connectors, M12 x 1
Vibration resistance	55 Hz (1 mm)
Shock resistance	30g (11 ms)
Protection class	IP67
Operating voltage display	LED green
Measuring range display	Multifunction LED, green, yellow, yellow flashing

Inductive linear position sensor Li200P0-Q25LM0-LiU5X3-H1151

TURCK
works

Industrial
Automation

Mounting instructions



A large selection of accessories provide multiple mounting possibilities. Due to the measuring principle based on oscillating circuit coupling, the linear displacement sensor is immune to magnetized metal parts and other interferences.

Measuring range displayed via LED:

green:

Positioning magnet is in the measuring range

green / yellow:

Positioning magnet is in the measuring range, lower signal quality (e.g. distance too large)

yellow flashing:

Positioning magnet is outside the measuring range

off:

Positioning magnet is outside the programmed measuring range (only with teachable versions)

Teaching mode

At a push of a button, the start and end value of the measuring range is adjusted with the teach adapter. Moreover the output curve can be inverted.

10 sec. jumper between pin 5 and pin 1= factory setting

10 sec. jumper between pin 5 and pin 3= factory setting inverted

2 sec. jumper between pin 5 and pin 3 = measuring range - start value

2 sec. jumper between pin 5 and pin 1 = measuring range - end value

